

GUERNSEY YACHT CLUB

FOUNDED 1890

RACE PROCEDURES 2014

CONTENTS

RACE CONTROL SUMMARY PROCEDURES	3
CASTLE	4
CASTLE PREPARATION PROCEDURES	4
CASTLE RACE START PROCEDURES	7
CASTLE PREMATURE START PROCEDURES	9
Individual Recalls	9
General Recalls	9
CASTLE RACE PROCEDURES.....	10
CASTLE RACE SHORTENING PROCEDURES	12
CASTLE ABANDONING RACE PROCEDURES.....	14
CASTLE RACE FINISH PROCEDURES.....	15
COMMITTEE BOAT.....	16
COMMITTEE BOAT PREPARATION PROCEDURES	16
COMMITTEE BOAT START PROCEDURES	19
COMMITTEE BOAT PREMATURE START PROCEDURES.....	21
Individual Recalls	21
General Recalls	21
COMMITTEE BOAT RACE PROCEDURES	22
Shortening Races	22
Abandoning Races	22
COMMITTEE BOAT RACE SHORTENING PROCEDURES.....	24
COMMITTEE BOAT ABANDONING RACE PROCEDURES	26
COMMITTEE BOAT RACE FINISH PROCEDURES	27
COMMERCIAL TRAFFIC PROCEDURES.....	28
GUARD BOAT PROCEDURES	29
EMERGENCY PROCEDURES.....	30
RACE MARK LOCATIONS	31
MAP OF RACE MARK LOCATIONS	32
GYC RACE SHEET.....	32
YACHT REGISTER 2014.....	34
DINGHY REGISTER 2014.....	36
CONTACTS	36

RACE CONTROL SUMMARY PROCEDURES

All Race Officers and Guardboat Crews must be at the GYC and report to the appropriate Club Officer (i.e. Yacht / Dinghy Captain or Yacht / Dinghy Secretary) no less than **ONE HOUR** before the published Race Start Time **with their Wets** (incl. Race Officers, in case the Club Officers decree a Committee Boat Start).

The Course Instructions (including the Start Line/Mark) will be set by one of the following Club Officers, as appropriate, Yacht Captain / Yacht Secretary and/or Dinghy Captain / Dinghy Secretary.

Note: *If none of the appropriate Club Officers is in situ One Hour prior to the Race, please contact the appropriate Club Officer (See **CONTACTS**). If contact can't be made with any of the appropriate Club Officers, please contact the Rear Commodore Sail as a last resort.*

IMPORTANT – IF A DINGHY RACE

*In the event of at least one member of the designated Guardboat Crew (or alternatives) not turning up the Dinghy Captain will have the option of requesting or nominating volunteers from the Dinghy fleet. However, **if a Guardboat Crew is not available, DO NOT start the Dinghy Races.***

Take down details of the course for each Class of Yachts / Dinghies (including the Starting Line/Mark), collect the Portable VHF Radio and, if a Castle Start, the Castle keys from the Locker in the GYC.

In the event of a Yacht Race with a Committee Boat Start, immediately announce the approximate area in which the Start Line will be based with the Portable VHF Radio over Channel 37A (M1)

In the event that a race is Abandoned or Postponed at the discretion of the appropriate Club Officer more than 30 minutes prior to the scheduled start of a race, the Club Officer or Race Officer must post notification of such on the Course Board outside the GYC and, **in the event of a Yacht Race**, notification must also be announced on Channel 37A (M1).

Go to the **CASTLE PREPARATION PROCEDURES** or **COMMITTEE BOAT PREPARATION PROCEDURES**, as appropriate.

CASTLE

CASTLE PREPARATION PROCEDURES

Collect the Castle Keys and Portable VHF Radio from the OOD Locker in the GYC then Go to the Race Control Hut (the “**Hut**”) in the Castle.

Note: *If the Castle is not open the passcode is on the Key Hub (it is sometimes necessary to use the key after entering the passcode), but if the Castle is open please report into whomever is on duty in the Shop on your way through.*

Open up the Hut and switch the power on at the Mains Board (on the left hand side at the far end of the Hut) by switching the middle three switches to UP. Check that the Horn and Radio switched sockets (on the right hand side at the far end of the Hut) are on.

Note: *On the Mains Board, the 1st Switch (closest to the door) should always be Down, 2nd Switch Up is on and Down is off, 3^d switch Up is on and Down is off, 4th Switch Up is on and Down is off, 5th Switch should always be Up. If there is no power, contact the Castle Keepers (See **Contacts**)*

Switch on the Portable VHF radio and set it to Channel 37A (M1). Undertake a radio check with the Portable VHF radio, as follows:

- **If a Yacht Race**, contact one of the Yachts on the Start Line,
- **If a Dinghy Race**, contact the Guardboat Crew and liase with the Guardboat Crew regarding the placement of any Portable Marks (See **RACE MARK LOCATIONS**), as appropriate.

Then, leave on to **monitor Channel 37A (M1)**.

Switch on the Main VHF radio and check that the low power setting (1W) is selected then set to monitor Channel 12.

Test the Klaxon Horn.

Note: *If the Klaxon Horn is not working there is a Portable Air Horn on the shelf or if that is out of air please use the Manual Horn. Please ensure you notify the appropriate Club Officer if the Klaxon Horn is not working or if the Portable Air Horn is out of air.*

Remove the GPS Clock and a Stopwatch from the Box on the shelf and check that they are both working.

Note: *Please do not play with the buttons or adjust the GPS Clock.*

Remove Binoculars, pens etc... from the Box on the shelf ready for use.

Check that all Marks of the Course(s) are visible, if not the Race Control should consider shortening or changing the Course at their discretion in accordance with the **CASTLE RACE PROCEDURES**.

Rig the Portable Triangle as follows:

- **If the Outer Limit is Mark D or Mark U**, place in one of the two centre stands directly in front of the Starter Hut (towards the East), whichever seems closest to the placement of the Outer Limit;
- **If the Outer Limit is Mark M**, place in the stand outside the Starter Hut (towards the South).

Align the top tip of the Portable Triangle as closely as possible to the designated Outer Limit Mark, by standing on the Fixed Flag Mast plinth and sighting through the slot in the Fixed Triangle to bring the Mark, Portable Triangle and Fixed Triangle into alignment. (see **RACE MARK LOCATIONS**)

Note: The Fixed Triangle can be rotated to face the designated Outer Limit Mark

Place the Portable Flag Mast in the Central Slot in front of the Starter Hut, extract the following flags from the Flag Locker and prepare them for hoisting in case they are required:

AP Flag
(Postponement)



N Flag
(Abandonment)



IMPORTANT – If a Yacht Race

*Immediately raise the **Y Flag** on the Portable Flag Mast if the Race Officer has determined that the conditions warrant the compulsory wearing of Lifejackets, as follows:*

Y Flag




Rig the Portable Signal Board with the Discs to the left and Boards to the right, placing it in the left-hand (north) socket for **Mark D and U** and the right-hand (south-east) socket for **Mark M**, facing the Outer Limit of the Start Line, and secure.

Then prepare the Class Number Boards, as appropriate ready for insertion in the right hand board slot, as appropriate:

- **If ALL Yachts and Dinghies on the same start:**
 - **A** for all Yachts and Dinghies
- **If a Yacht Race:**
 - **Y** or **1** for all Yachts;
 - **2** for IRC Yachts (“Racers”);
 - **3** for Class 2 IHS Yachts (“Cruisers”);
 - **M** for Melges,
- **If a Dinghy Race:**
 - **D** for all Dinghies;
 - **J** for all Junior Dinghies;
 - **L** for Laser 1 and Radial Dinghies;
 - **O** for all Optimist Dinghies;
 - **5** for Catamarans;
 - **6** for Class 1 Dinghies;
 - **7** for Class 2 Dinghies;
 - **8** for Junior Class 1 Dinghies;
 - **9** for Junior Class 2 Dinghies;

Insert the appropriate Class Number Board and White Circle Board, to face shoreward, in preparation for the first Race to start as per the Course Instructions received. Then, prepare the Orange Discs by turning them to face shoreward. Ensure that you have the Class Number Boards available for all other Races. **DO NOT TURN THE BOARDS OR DISCS TO SEAWARD YET.**

Shoreward (Your) View of Portable Signal Board



Seaward (Racers) View of Portable Signal Board



Fill out the Race Sheet with details of each Course as per the Course Instructions, weather etc... and note on the Race Sheet the Sail Numbers and Names of all Yachts (See **YACHT REGISTER**) and the Sail Numbers and Types of all Dinghies (SEE **DINGHY REGISTER**) that are racing, as appropriate. Go to **CASTLE RACE START PROCEDURES**.

IMPORTANT

Please ensure that the **Race Sheet** is completed **IN FULL** (incl. Course and Weather) as this allows the Club Officers to monitor the appropriateness of the race courses that they set.

CASTLE RACE START PROCEDURES


MINUS 30 MINUTES Call **PORT CONTROL** on **Channel 12** (Low Power), in accordance with the **COMMERCIAL TRAFFIC PROCEDURES** and if necessary, postpone the race as specified in those procedures.

MINUS 20 MINUTES If a **Yacht Race**, announce that the Course will be announced for all Classes on Channel 37A (M1) in 5 minutes.

MINUS 15 MINUTES If a **Yacht Race**, announce the Course for each Class (TWICE)

MINUS 10 MINUTES If a **Yacht Race**, announce on Channel 37A (M1) a count down to the Warning Signal in 5 minutes in accordance with the GPS Clock.


Start the count down to the Warning Signal 10 seconds prior to the Warning Signal on Channel 37A (M1).

MINUS 5 MINUTES (THE WARNING SIGNAL)
Simultaneously:
1) Turn first Race Class Board to seaward (away from you) and start the StopWatch.
2) Sound the Klaxon Horn for 1 second 


Seaward (Racers) View of Portable Signal Board



Then load second Race Class Number Board for the next race onto the back of the first Race Class Board slot but do not rotate it, yet.


MINUS 4 MINUTES (THE PREPARATORY SIGNAL)
Simultaneously:
1) Turn the White Disc to seaward (away from you)
2) Sound the Klaxon Horn for 1 second 

Seaward (Racers) View of Portable Signal Board




MINUS 1 MINUTE (THE ONE MINUTE WARNING SIGNAL)

Simultaneously:


- 1) Turn the White Board to shoreward (to face you)
- 2) Sound the Klaxon Horn for 2 seconds 

Seaward (Racers) View of Portable Signal Board



RACE START

Simultaneously:

- 1) Turn the Class Number for the first Race Class Board shoreward (to face you) hence displaying the second Race Class Board seaward (away from you).
- 2) Sound the Klaxon Horn for 1 second 

THEN.....REPEAT FOR ALL SUBSEQUENT RACE CLASSES FROM **THE PREPARATORY SIGNAL.**


If individually “identifiable” boats have prematurely crossed the Start Line before the Klaxon has sounded the Race Start, the Race should continue BUT the premature starting boats must return to the pre-start side of the Start Line and re-cross the Start Line. Go to **CASTLE PREMATURE START PROCEDURES – Individual Recalls.**

If a large proportion (i.e. a majority) of boats have prematurely crossed the Start Line before the Klaxon has sounded the Race Start OR if the boats which have crossed the Start Line aren’t individually “identifiable” before the Klaxon has sounded the Race Start, a general recall of all boats is required. Go to **CASTLE PREMATURE START PROCEDURES – General Recalls.**


Go to **CASTLE RACE PROCEDURES**

CASTLE PREMATURE START PROCEDURES

Individual Recalls



Turn the first Orange Disc on your left to seaward (away from you) and then press the Klaxon Horn for one second 

Seaward (Racers) View of Portable Signal Board




The Orange Disc must be displayed for no more than 4 minutes, but it can be turned shoreward (towards you) if all the Premature Starter(s) have returned to the pre-start side of the Start Line, if earlier.

General Recalls

Turn both Orange Discs to seaward (away from you) then press the Klaxon Horn for 1 second, twice  

Seaward (Racers) View of Portable Signal Board



The Orange Discs must be displayed for no more than 4 minutes but they can be turned shoreward (towards you) when ALL boats have returned to the pre-start side of the Start Line, if earlier.

IMPORTANT

If the recalled Race is the last scheduled Start of the day, the **THE WARNING SIGNAL** shall be made **1 minute** after the Orange Discs have been turned shoreward (towards you).

If further Races are scheduled to Start, the Start of the last scheduled Race will be the **THE WARNING SIGNAL** for the recalled Race.

CASTLE RACE PROCEDURES

IMPORTANT
IN THE EVENT OF AN EMERGENCY PLEASE REVERT TO THE EMERGENCY PROCEDURES.

IMPORTANT
It is essential that Race Control keeps a continual watch over the fleet and an accurate head count of all competing Yachts / Dinghies for the duration of the Race plus, in the event of a Dinghy Race, maintains contact with the Guardboat Crew.

In addition details of any incidents or emergencies involving Yachts or Dinghies whilst racing and/or commercial traffic **MUST** be recorded on the Race Sheet.

SHORTENING RACES:

The Course should be shortened in the following events:

- **Morning Races:** if any Class of Yachts / Dinghies look as though the majority of boats in any one Class are NOT going to finish the full Course within the time limit for all Classes of 2:30 hours after the Start Time for that Class; or
- **Afternoon Races:** if any Class of Yachts / Dinghies look as though the majority of boats in any one Class are NOT going to finish the full Course by 17:00 hours; or
- **Evening Races:** if any Class of Yachts / Dinghies look as though the majority in any one Class are NOT going to finish the full Course by 21:00 hours, from 1st April until August 31st, and 20:30 hours at all other times.

The Course may also be shortened or changed if any Mark of the Course cannot be seen from the Castle at any time or for any other reason directly affecting the safety or fairness of the race, at the discretion of the Race Officer. GO TO **CASTLE RACE SHORTENING PROCEDURES.**

ABANDONING RACES:

Any Races should be abandoned at Race Control's discretion in the following circumstances:

In the event of a Yacht Race:

- If there is an unfair movement of a Portable Race Buoy which provides an advantage or disadvantage to one or more Yachts over other Yachts taking part in the Race; or
- if an Emergency or other incident occurs that involves more than two Yachts in a Class; or
- if an Emergency or other incident occurs that is life threatening; or
- if an Emergency or other incident occurs that requires the assistance of more than two Yachts in a Class; or
- if PORT CONTROL request that the Race is abandoned; or
- if at Race Control's discretion there is any other occurrence whereby a Yachts or Yacht is provided with an unfair advantage over the other boats in the Class or for any other supportable reason for doing so.

In the event of a Dinghy Race:

- if Fog comes down and/or any Mark is obscured from sight of Race Control; or
- If there is an unfair movement of a Portable Race Buoy which provides an advantage or disadvantage to one or more Dinghies over other Dinghies in the Class; or

- if an Emergency or other incident occurs that involves more than two Dinghies in a Class;
or
- if an Emergency or other incident occurs that is life threatening; or
- if an Emergency or other incident occurs that involves more than two Dinghies in a Class
or requires the assistance of more than two Dinghies in a Class; or
- if PORT CONTROL request that the Race is abandoned; or
- if at Race Control's discretion there is any other occurrence whereby a Dinghy or
Dinghies are provided with an unfair advantage over the other Dinghies in the Class or
for any supportable reason for doing so.

GO TO CASTLE ABANDONING RACE PROCEDURES.

CASTLE RACE POSTPONEMENT PROCEDURES

In order to postpone the race Race Control must undertake the following:

- **If a Yacht Race**, inform all Yachts on Channel 37A (M1).
- **If a Dinghy Race**, inform the Guardboat Crew on Channel 37A (M1) and request that they inform as many Dinghies as possible.


Then, simultaneously,

- 1) Raise the Postponement Flag on the Portable Flag Mast, and

AP 

- 2) Sound the Klaxon for 1 second 

At the end of the Postponement period simultaneously,

- 1) Take down the AP Flag, and
- 2) Sound the Klaxon for 1 second. 

IMPORTANT

THE WARNING SIGNAL should occur 1 minute after the end of the Postponement period is indicated.

Go to the **CASTLE RACE START PROCEDURES**.

CASTLE RACE SHORTENING PROCEDURES

In the event of shortening a Course, notification of such should be broadcast to all Yachts / Dinghies before the leading Yacht / Dinghy in the relevant Class has reached the Mark which will begin the final leg of the Course, by:


- **If a Yacht Race**, contacting all Yachts on Channel 37A (M1);
- **If a Dinghy Race**, contacting the Guardboat Crew on Channel 37A(M1) and requesting that they attempt to inform all boats.

In addition, the following should be undertaken simultaneous with the decision to shorten the Course:

- 1) the Class Number Board must be displayed on the Portable Signal Board along with a black S on an Orange Board,

Seaward (Racers) View of Portable Signal Board



- 2) **If a Yacht Race**, press and hold the "Transmit" button on the Portable VHF Radio (set to Channel 37A (M1)) whilst the Klaxon Horn is sounded
- 3) Press the Klaxon Horn for 1 second, twice 
- 4) Repeat 2) and 3) above, twice more, **at two minute intervals**

Yachts / Dinghies must sail from the final Mark to the finish line in accordance with Rule 9.

CASTLE ABANDONING RACE PROCEDURES

To abandon a Race, notification of such should be broadcast to all Yachts / Dinghies, by:


- **If a Yacht Race**, contacting all Yachts on Channel 37A (M1);
- **If a Dinghy Race**, contacting the Guardboat Crew and requesting that they attempt to inform all boats in the Class.


In addition, the following should be undertaken simultaneous with the decision to abandon the Race:

- 1) Raise the **N Flag** on the Portable Flag Mast and



- 2) Insert the appropriate Class Number Board in the Portable Signal Board.



- 3) Take down the Portable Triangle.
- 4) **If a Yacht Race**, press and hold the "Transmit" button on the Portable VHF Radio (set to Channel 37A (M1)) whilst the Klaxon Horn is sounded
- 5) Sound the Klaxon Horn for 1 second, three times 
- 6) Repeat 3) and 4) above twice more **at two minute intervals**.

When all Yachts / Dinghies have returned safely to Port follow the

CASTLE RACE FINISH PROCEDURES


CASTLE RACE FINISH PROCEDURES

Prior to the first boat of any Class/Race rounding the last Mark on the Course (either set or shortened), the Portable Triangle should be checked and adjusted to the Outer Limit of the Finish Line, to ensure that it is maintaining the integrity of the designated Finish Line.

The direction of Race Finishes are based on the last Mark rounded on the Course (either set or shortened) as follows:

Group	Last Mark rounded on Course	Finish if Mark D Set	Finish if Mark U Set	Finish if Mark M Set
North	B E F S V	D North to South	D to Port U North to South	M East to West
Centre	G J N Q R W X Y	U to Starboard D South to North	D to Port U North to South	M East to West
South	A C K L M P T Z	U to Starboard D South to North	U South to North	M East to West

Race Control must time the finishers as any part of a Yacht / Dinghy touches the Finish Line via the GPS Clock (or the Stopwatch, if the GPS Clock has failed) and:

- Sound the Klaxon Horn for 1 second  for each finisher; and
- Note the finishing time in the relevant column of the race sheet.

All competing Yachts and Dinghies must be given a finishing time, unless they have retired.

After the last boat has finished:

- If a Dinghy Race, contact the Guardboat Crew on Channel 37A (M1) and request that any Portable Marks are raised and release them from duty.

Then,

- Take in the Portable Signal Board, Portable Flag Mast and the Portable Triangle;
- Take down any Flags utilised, fold and return to the Flag Locker;
- Place the GPS Clock and Stopwatch in the Box on the shelf;
- Replace the Binoculars and any other equipment utilised in the Box on the shelf;
- Tidy up the race hut (**PLEASE REMOVE ALL RUBBISH**)
- Switch off the power (on the left hand side at the far end of the Hut) by switching the middle three switches DOWN (off).

Note: On the Mains Board, the 1st Switch (closest to the door) should always be Down, and the 5th Switch should always be Up.

- **LOCK UP** the Hut.

IMPORTANT

Remember to take the Race Sheet with you. Report into the Shop / Reception on your way out of the Castle if open and if not open **please double check that the Castle Door is properly closed.**

Hand the Race Sheet to the Yacht or Dinghy Captain or Secretary, if they are not in the Club, post the race sheet through the letter box in the GYC Secretary's office. **Do NOT leave the Race Sheet clipped to the notice board.** Put the Castle Keys back in the OOD Locker and put the Portable VHF Radio back on charge.

Please report any problems (especially with the equipment), suggestions or complaints to the Yacht / Dinghy Captain or Secretary, as appropriate.

COMMITTEE BOAT

COMMITTEE BOAT PREPARATION PROCEDURES

Collect the Committee Boat Box (which should include the keys, a GPS Clock, a StopWatch, Binoculars and a Portable Air Horn), the Tender Oars and Portable VHF Radio from the OOD Locker in the GYC

Ensure that you have a RACE SHEET and a pen which are available in the OOD Locker at the GYC.

IMPORTANT

IT IS STRONGLY ADVISED THAT ALL CREW SHOULD WEAR LIFEJACKETS

Switch on the Portable VHF radio and set it to Channel 37A (M1). Undertake a radio check with the Portable VHF radio, as follows:

- **If a Yacht Race**, contact one of the Yachts on the Start Line,
- **If a Dinghy Race**, contact the Guardboat Crew and liaise with the Guardboat Crew regarding the placement of any Portable Marks (See **RACE MARK LOCATIONS**), as appropriate.

Then, leave on to **monitor Channel 37A (M1)**.

Test the Portable Air Horn.

Note: *If the Portable Air Horn is not working a spare one can be found in the OOD Locker.*

Check that the GPS Clock and StopWatch are working.

Prior to rowing out to the Committee Boat (usually, RESCUE 1 which is moored to the far left in the central section of Local Boats opposite Boatworks) using the GYC Tender (Grey Flat Plastic Tender in the rack at the far end of the Sailing Trust), co-ordinate with any applicable GuardBoat Crew.

Once on the Committee Boat, switch on the Main VHF radio and set to monitor Channel 12 (Low Power).

Proceed to the Outer Limit of the Start Line as specified in the Course Instructions and lay a Portable Race Buoy. Then moor the Committee Boat a suitable distance (no less than 50 metres) as specified in the Course Instructions on a line approximately 90° to the prevailing wind direction (taking account of the prevailing tide direction) so that the Flag Mast on the Committee Boat is in line with the Outer Limit, constituting the Committee Boat end of the Start Line.

Then raise the Orange Flag from the Flag Mast.

Orange Flag



It is strongly recommended that a suitable number of Fenders (a spare Race Buoy may also be used) are attached to the Outer Limit side of the Committee Boat as a precaution and protection against accidental damage.

Check that all Marks of the Course(s) are visible, if not the Race Control should consider shortening or changing the Course at their discretion in accordance with the **COMMITTEE BOAT RACE SHORTENING PROCEDURES**.

IMPORTANT – If a Yacht Race

*Raise the **Y Flag** on the Flag Mast of the Committee Boat if the appropriate Club Officer has determined in the Course Instructions that the conditions warrant the compulsory wearing of Lifejackets, as follows:*

Y Flag



Extract and then prepare the Class Flags and Race Flags, as appropriate, ready for raising on the Flag Mast:

Class Flags:

For Yachts

- **1** for All Yachts (“Racers”)
- **2** for IRC Yachts (“Racers”)
- **3** for Class 3 IHS Yachts (“Cruisers”)
- **M** for Melges



For Dinghies

- **D** All Dinghies
- **5** Catamarans
- **6** Class 1 Dinghies
- **7** Class 2 Dinghies
- **8** Junior Class 1 Dinghies
- **9** Junior Class 2 Dinghies
- **J** All Junior Dinghies
- **L** Laser 1 and Laser Radial Dinghies
- **O** Optimist Dinghies



Race Flags

Preparatory Flag

P



Individual Recall Flag

X



General Recall Flag

1st Sub



Postponement Flag

AP



Shortened Course Flag

S




Abandonment Flag(s)

N



A



Then go to **COMMITTEE BOAT START PROCEDURES**

COMMITTEE BOAT START PROCEDURES

MINUS 30 MINUTES Call **PORT CONTROL** on **Channel 12**, in accordance with the **COMMERCIAL TRAFFIC PROCEDURES** and if necessary, postpone the race as specified in those procedures.

MINUS 20 MINUTES If a **Yacht Race**, announce that the Course will be announced for all Classes on Channel 37A (M1) in 5 minutes.


MINUS 15 MINUTES If a **Yacht Race**, announce the Course for each Class (TWICE)

MINUS 10 MINUTES If a **Yacht Race**, announce on Channel 37A (M1) a count down to the Warning Signal in 5 minutes in accordance with the GPS Clock.

Start the count down to the Warning Signal 10 seconds prior to the Warning Signal on Channel 37A (M1).

MINUS 5 MINUTES (THE WARNING SIGNAL)

Simultaneously:

- 1) Raise 1ST race **Class Flag**, as appropriate
- 2) Sound the Portable Air Horn for one second 
- 3) Start the StopWatch.

MINUS 4 MINUTES (THE PREPARATORY SIGNAL)

Simultaneously:

- 1) Raise the Preparatory Flag



- 2) Sound the Portable Air Horn for one second 


MINUS 1 MINUTE (THE ONE MINUTE WARNING)

Simultaneously:

- 1) **Remove the Preparatory Flag**
- 2) Sound the Portable Air Horn for two seconds 

FIRST START

Simultaneously:

- 1) **Remove 1st race Class Flag** If more than one Race, then raise the Class Flag for the next Race.
- 2) Sound the Portable Air Horn for one second 

THEN.....REPEAT FOR ALL SUBSEQUENT RACE CLASSES FROM THE PREPARATORY SIGNAL.

If individually “identifiable” boats have prematurely crossed the Start Line before the Portable Air Horn has sounded the Race Start, the Race should continue BUT the premature starting boats must return to the pre-start side of the Start Line and re-cross the Start Line. Go to **COMMITTEE BOAT PREMATURE START PROCEDURES – Individual Recalls.**


If a large proportion (i.e. a majority) of boats have prematurely crossed the Start Line before the Portable Air Horn has sounded the Race Start OR if the boats which have crossed the Start Line aren’t individually “identifiable” before the Portable Air Horn has

sounded the Race Start, a general recall of all boats is required. Go to **COMMITTEE BOAT PREMATURE START PROCEDURES – General Recalls**.

Go to **COMMITTEE BOAT RACE PROCEDURES**

COMMITTEE BOAT PREMATURE START PROCEDURES



Individual Recalls

Simultaneously, sound the Portable Air Horn for one second  and raise the Individual Recall Flag




Remove the Individual Recall Flag when the Premature Starter(s) have returned to the pre-start side of the Start Line.

General Recalls

Simultaneously, sound the Portable Air Horn for one second, twice   and raise the General Recall Flag.



The General Recall Flag must be removed and the Portable Air Horn sounded for one second  simultaneously, when ALL boats have returned to the pre-start side of the Start Line, if earlier.

IMPORTANT

If further Races are scheduled to Start, the Start of the Recalled Race will take place BEFORE the start of the next scheduled Race.

If the recalled Race is the last scheduled Start of the day, THE WARNING SIGNAL shall be made 1 minute after the General Recall Flag has been removed.

Go to **COMMITTEE BOAT RACE PROCEDURES**

COMMITTEE BOAT RACE PROCEDURES

IMPORTANT
IN THE EVENT OF AN EMERGENCY PLEASE REVERT TO THE EMERGENCY PROCEDURES.

IMPORTANT
It is essential that Race Control keeps a continual watch over the fleet and an accurate head count of all competing Yachts / Dinghies for the duration of the Race plus contacts the Guardboat Crew in the event of any Dinghy retiring or capsizing.

In addition details of any incidents or emergencies involving Yachts or Dinghies whilst racing and/or commercial traffic **MUST** be recorded on the Race Sheet.

Shortening Races

The Course should be shortened in the following events:

- **Morning Races:** if any Class of Yachts / Dinghies look as though the majority of boats in any one Class are NOT going to finish the full Course within the time limit for all Classes of 2:30 hours after the Start Time for that Class; or
- **Afternoon Races:** if any Class of Yachts / Dinghies look as though the majority of boats in any one Class are NOT going to finish the full Course by 17:00 hours; or
- **Evening Races:** if any Class of Yachts / Dinghies look as though the majority in any one Class are NOT going to finish the full Course by 21:00 hours, from 1st April until August 31st, and 20:30 hours at all other times.

The Course may also be shortened or changed if any Mark of the Course cannot be seen at any time or for any other reason directly affecting the safety or fairness of the race, at the discretion of the Race Officer. GO TO COMMITTEE BOAT RACE SHORTENING PROCEDURES.

Abandoning Races

Any Races should be abandoned at Race Control's discretion in the following circumstances:

In the event of a Yacht Race:

- If there is an unfair movement of a Portable Race Buoy which provides an advantage or disadvantage to one or more Yachts over other Yachts taking part in the Race; or
- if an Emergency or other incident occurs that involves more than two Yachts in a Class; or
- if an Emergency or other incident occurs that is life threatening; or
- if an Emergency or other incident occurs that requires the assistance of more than two Yachts in a Class; or
- if PORT CONTROL request that the Race is abandoned; or
- if at Race Control's discretion there is any other occurrence whereby a Yachts or Yacht is provided with an unfair advantage over the other boats in the Class or for any other supportable reason for doing so.

In the event of a Dinghy Race:

- if Fog comes down and/or any Mark is obscured from sight of Race Control; or
- If there is an unfair movement of a Portable Race Buoy which provides an advantage or disadvantage to one or more Dinghies over other Dinghies in the Class; or

- if an Emergency or other incident occurs that involves more than two Dinghies in a Class;
or
- if an Emergency or other incident occurs that is life threatening; or
- if an Emergency or other incident occurs that involves more than two Dinghies in a Class or requires the assistance of more than two Dinghies in a Class; or
- if PORT CONTROL request that the Race is abandoned; or
- if at Race Control's discretion there is any other occurrence whereby a Dinghy or Dinghies are provided with an unfair advantage over the other Dinghies in the Class or for any supportable reason for doing so.

GO TO COMMITTEE BOAT ABANDONING RACE PROCEDURES.

COMMITTEE BOAT RACE POSTPONEMENT PROCEDURES

In order to postpone the race Race Control must undertake the following:

- **If a Yacht Race**, inform all Yachts on Channel 37A (M1).
- **If a Dinghy Race**, inform the Guardboat Crew on Channel 37A (M1) and request that they inform as many Dinghies as possible.

Then, simultaneously,

- 3) Raise the Postponement Flag, and

AP 

- 4) Sound the Portable Air Horn for 1 second 

At the end of the Postponement period simultaneously,

- 3) Take down the AP Flag, and

- 4) Sound the Portable Air Horn for 1 second. 

IMPORTANT

THE WARNING SIGNAL should occur 1 minute after the end of the Postponement period is indicated.

Go to the **COMMITTEE BOAT RACE START PROCEDURES**, as applicable.

COMMITTEE BOAT RACE SHORTENING PROCEDURES

In the event of shortening a Course, notification of such should be broadcast to all Yachts / Dinghies before the leading Yacht / Dinghy in the relevant Class has reached the Mark which will begin the final leg of the Course, by:


- **If a Yacht Race**, contacting all Yachts on Channel 37A (M1);
- **If a Dinghy Race**, contacting the Guardboat Crew on Channel 37A(M1) and requesting that they attempt to inform all competitors.

In addition, the following should be undertaken simultaneous with the decision to shorten the Course:

- 1) Raise the appropriate **Class Flag** (or the A Flag, for all Classes) along with the **S Flag**

S Flag



- 2) **If a Yacht Race**, press the “call” button on the Main VHF Radio (set to Channel 37A (M1)) and hold whilst the Portable Air Horn is sounded
- 3) Sound the Portable Air Horn for one second, twice 
- 4) Repeat 2) and 3) twice more **at two minute intervals**.

Yachts / Dinghies must sail from the final Mark to the Finish Line in accordance with Rule 9.

COMMITTEE BOAT ABANDONING RACE PROCEDURES

In the event of abandoning a Race, notification of such should be broadcast to all Yachts / Dinghies, by:


- **If a Yacht Race**, contacting all Yachts on Channel 37A (M1);
- **If a Dinghy Race**, contacting the Guardboat Crew and requesting that they attempt to inform all competitors.

In addition, the following should be undertaken simultaneous with the decision to abandon the Race:

- 1) Raise the appropriate **Class Flag** (or the A Flag, for all Classes) and the **N Flag**

N Flag




- 2) **If a Yacht Race**, press the “call” button on the Main VHF Radio (set to Channel 37A (M1)) and hold whilst the Portable Air Horn is sounded
- 3) Sound the Portable Air Horn for one second, three times 
- 4) Repeat 2) and 3) twice more **at two minute intervals**.

When all Yachts / Dinghies have returned safely to Port follow the **COMMITTEE BOAT RACE FINISH PROCEDURES**

COMMITTEE BOAT RACE FINISH PROCEDURES

The Finish Line specified in the Course Instructions must be approached from the direction of the last Mark of the Course, whether set, altered or shortened.

Race Control must time the finishers as any part of a Yacht / Dinghy touches the Finish Line via the GPS Clock (or the StopWatch, if the GPS Clock has failed) and:

- Sound the Klaxon Horn for 1 second  for each finisher; and
- Note the finishing time in the relevant column of the race sheet.

All competing Yachts and Dinghies must be given a finishing time, unless they have retired.

After the last competitor has finished:

- If a Dinghy Race, contact the Guardboat Crew on Channel 37A (M1) and request that any Portable Marks are raised and release them from duty.

Then,

- Take down all Flags utilised, fold and return to the appropriate Flag Hole/Box;
- Return the GPS Clock, Binoculars and Portable Air Horn into the Committee Boat Box;
- Raise the Portable Race Buoy denoting the Outer Limit;
- Return Committee Boat to its mooring and the GYC Tender to the Tender Rack next to the Sailing Trust

IMPORTANT

Remember to take the Race Sheet and Committee Boat Box with you.

Hand the Race Sheet to the Yacht or Dinghy Captain or Secretary, if they are not in the Club, post the race sheet through the letter box in the GYC Secretary's office. Do NOT leave it clipped to the notice board.

Put the Committee Boat Box and Tender Oars back by the OOD Locker and put the Portable VHF Radio back on charge.

Please report any problems (especially with the equipment), suggestions or complaints to the Yacht / Dinghy Captain or Secretary, as appropriate.

COMMERCIAL TRAFFIC PROCEDURES

Approximately 30 minutes before the start of the racing, the Race Control must advise PORT CONTROL on Channel 12 (Low Power) of the following:

- Time of intended first start
- Time of intended last start
- Type of craft racing (i.e. Yachts, Dinghies or both)
- Direction of first Mark, and remainder of the course
- Approximate number of Yachts / Dinghies racing.

Then, All Yachts or the Guardboat Crew should be warned of potential shipping movements on Channel 37A (M1), as appropriate

IMPORTANT

*Under no circumstances should a race be started to the North if a commercial vessel is under clearance to enter or leave the harbour, or if Port Control request that the start is Postponed. Go to **CASTLE POSTPONEMENT PROCEDURES** or **COMMITTEE BOAT POSTPONEMENT PROCEDURES**, as applicable.*

GUARD BOAT PROCEDURES

Collect the appropriate RIBBIT/GYC Rib Boat Box (which should include the keys, Binoculars and a Portable Air Horn), the Tender Oars and Portable VHF Radio from by the OOD Locker in the GYC.

Ensure that you take a copy of the Course from the appropriate Club Officer.

IMPORTANT
PLEASE ONLY USE RIBBIT1 OR GYC RIB FOR GUARDBOAT DUTIES AND IT IS STRONGLY ADVISED THAT ALL CREW SHOULD WEAR LIFEJACKETS

Switch on the Portable VHF radio and set it to Channel 37A (M1). Undertake a radio check with the Portable VHF radio by contacting Race Control.

Test the Portable Air Horn.

Note: If the Portable Air Horn is not working a spare one can be found in the OOD Locker.

If more than one Guardboat, co-ordinate between you which end of the Course each Guardboat will monitor.

Proceed to the Guardboat(s), RIBBIT1 is moored to the far left in the central section of Local Boats opposite Boatworks then, if RIBBIT1 (use the GYC Tender, the grey flat plastic tender in the rack at the far end of the Sailing Trust, to row out there) whilst the GYC Rib is moored in Albert Marina on Pontoon W.

Switch on the Main VHF radio and set to Channel 37A (M1) and test by checking with Race Control the number of starting Yachts / Dinghies in each Class. Monitor Channel 37A (M1) for the duration of the race(s).

Set the Portable VHF radio to monitor Channel 12.

VERY IMPORTANT
ATTACH THE "KILL CORD" AROUND YOUR KNEE BEFORE PROCEEDING OUT OF THE HARBOUR .

Then proceed out of the Harbour and lay any required Portable Race Buoy (in accordance with the Course Instructions, Race Control and the **RACE MARK LOCATIONS**).

IMPORTANT
FOR THE DURATION OF THE RACE MONITOR ALL YACHTS / DINGHIES, IN PARTICULAR STANDBY ANY CAPSIZED DINGHIES, WHILST MONITORING CHANNEL 37A(M) AND ACTING UNDER ANY INSTRUCTIONS FROM RACE CONTROL.

When all Yachts / Dinghies have safely returned to Harbour, confirm such with Race Control, and then pick up any Portable Race Buoy(s) laid. Then return to the Harbour and moor RIBBIT1 or the GYC Rib in the appropriate spot and return the GYC Tender to its location in the rack at the far end of the Sailing Trust.

Return the relevant Boat Box, ensuring it contains all the necessary equipment, to the GYC (along with the Tender Oars) and ensure that the Portable VHF radio is left on charge.

Report to the appropriate Club Officer details of any incidents that occurred which they should be made aware.

EMERGENCY PROCEDURES

EMERGENCY IS THREATENING OR COULD SOON BECOME THREATENING TO LIFE OR A VESSEL

When Race Control advised or becomes aware of a competitor in difficulty, Race Control must **IMMEDIATELY** contact **GUERNSEY COASTGUARD** on **Channel 16** if the affected competitor hasn't already done so, with details of the emergency and thereafter inform the Guardboat Crew and/or the affected Yacht to **monitor Channel 16**, as appropriate.

GUERNSEY COASTGUARD will then direct appropriate rescue procedures.

Race Control (and all competitors, if they have the capability) should continue to monitor both Channel 37A (M1) and Channel 16 for the duration of the emergency.

In the event of a Man Overboard, Race Control must contact all vessels on Channel 37A (M1) to monitor Channel 16 (preferably designating a VHF Radio to do so or activating Dual Watch, if only a single VHF Radio available).

NON-THREATENING EMERGENCIES WHICH CAN BE HANDLED BY THE GUARDBOAT AND/OR FELLOW COMPETITORS

Immediately Race Control becomes aware of a Yacht / Dinghy in difficulty, Race Control must contact:

- **If a Yacht Race**, all Yachts on Channel 37A (M1);
- **If a Dinghy Race**, the Guardboat Crew on Channel 37A (M1)

To appraise them of the situation and to liaise with them, as appropriate.

Race Control will direct assistance as appropriate.

If the situation cannot be resolved in a timely manner, the Race Officer should then call **GUERNSEY COASTGUARD** on **Channel 20** to appraise them that the situation is under control OR If the situation worsens or GUERNSEY COASTGUARD considers the situation serious, refer to the above procedure.

In the event of a Medical Emergency whereby the casualty is transported by the Guardboat or a competitor to shore, Race Control must, if appropriate, immediately contact the AMBULANCE SERVICE (See **CONTACTS**) so that they are on standby at the chosen location for the arrival of the casualty.

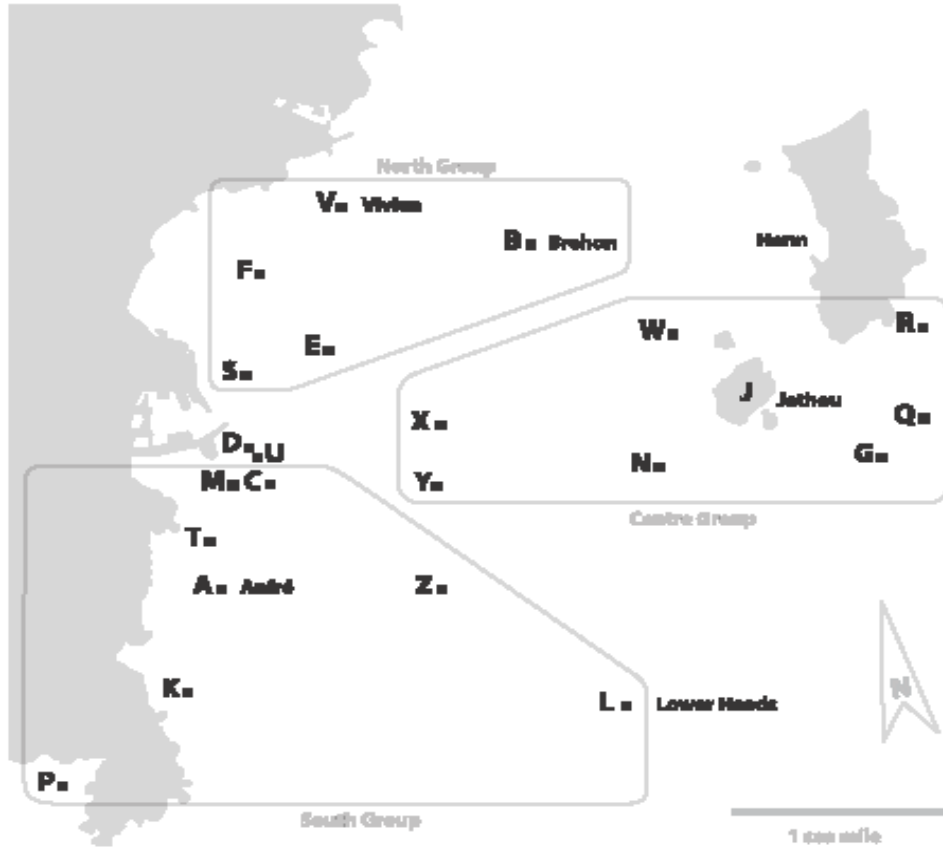
Note: GUERNSEY COASTGUARD is aware that Race Control will be monitoring Channel 37A (M1). This situation will remain unless GUERNSEY COASTGUARD requests Race Control to move to an alternate Channel which Race Control must then announce to all Yachts or the Guardboat, as appropriate. Please note that Channel 12 is for shipping movement control and not for emergency co-ordination.

GYC RACE MARK LOCATIONS

The stated Lat and Long Positions of the Race Buoy's & Portable Buoy's are **APPROXIMATE**

Mark	Name of Mark	Description	Lat (N)	Long (W)
A	Anfre	Beacon (Post) on Anfre Rock	49°26.45	02°31.48
B	Brehon	Yellow Race Buoy Approx 300 m SW of Brehon Tower	49°28.15 49°28.28	02°29.40 02°29.28
C		Portable Buoy Approx 200 m E of Moulinet Beacon	49°26.95 49°26.96	02°31.58 02°31.58
D	Distance	Yellow Race Buoy Approx 300 m ESE of Castle Breakwater Light	49°27.12 49°27.30	02°31.32 02°31.45
E	Reffee	South Cardinal Buoy	49°27.74	02°31.27
F	Demie Flie	Beacon (Post) on Demie Flie Rock	49°28.13	02°31.38
G	Goubiniere	Goubiniere Rock	49°26.95	02°27.34
H		Portable Buoy	Var	Var
J	Jethou	Island of Jethou Keep outside Epec Beacon + Grande Fauconnaire Beacon	49°27.50 49°27.98 49°27.36	02°27.75 02°27.89 02°27.57
K	Gabrielle	Yellow Race Buoy Approx 300 m NNE of Gabrielle Rock	49°26.00 49°25.83	02°31.50 02°31.57
L	Lower Heads	South Cardinal Buoy	49°25.85	02°28.55
M	Moulinet	Beacon (Post) on Moulinet Rock	49°26.95	02°31.58
N	Aiguillons	Yellow Race Buoy Approx 300 m W of Blanche Aiguillons Rock	49°27.30 49°27.28	02°28.90 02°28.63
P	Mouilliere	Mouilliere Rock (Petit Port Bay) Keep East of Longue Pierre Beacon	49°25.28 49°25.37	02°32.86 02°31.48
Q	Fourquies	North Cardinal Buoy	49°27.35	02°26.47
R	Selle	Selle Rocque	49°27.95	02°26.46
S	Sardrette	Portable Buoy Approx 100 m E of Sardette Beacon	49°27.56	02°31.50
T	Terres	Yellow Race Buoy Approx 300 m ESE of Terres Point	49°26.70	02°31.50
U		Yellow Race Buoy Approx 200 m S of Distance Mark	49°27.09	02°31.32
V	Vivian	Yellow Race Buoy Approx 200 m SSW Vivian Beacon	49°28.35	02°30.75
W	Alligande	Portable Buoy Approx 200 m W of Alligande Beacon	49°27.85	02°28.78
X		Portable Buoy Approx 1500 m E of Castle Breakwater Light	49°27.30	02°30.10
Y		Portable Buoy Approx 1500 m E of Moulinet Beacon	49°26.80	02°30.30
Z		Portable Buoy Approx 1100 m E of Anfre Beacon	49°26.30	02°31.50

MAP OF RACE MARK LOCATIONS



GYC RACE SHEET

Please use SEPARATE SIDES for each Start

Date:..... Weather: Wind Direction..... Wind Speed (range).....knots Sea State:..... Visibility:.....

Race/Class:..... Actual Start Time: Course:..... Race Officer:.....

Boat ID	Lap Check	Finish Time	Elapsed Time	Notes

YACHT REGISTER 2014

@ 1 Jan 2014

	Name of Yacht	GYC	RCIYC	Sail No.	Owner(s)	Yacht Type
1	50 Fifty	1	R	GBR403	Whitaker / Joyce	MELGES 24
2	Alectrona	2	C	GBR2049	M. Knowles	HANSE 320
3	Alice	1	R	GBR6638	S. Henning	MUMM 36
4	Altair	2	C	GBR1358L	J. Frankland	STARLIGHT 35
5	Alvine II	2	C	K6231	S. Nicolle	TRAPPER 500
6	Aurora	1	R	GBR9901	O'Donovan/Matthews	DUFOUR 34
7	Aztec Gold	2	C	9	C. Le Tissier	ODYSSEY 40.3
8	Banjaard	1	R	GBR19	J. Falla	SWAN 36
9	Black Jack	1	R	GBR590	M.Ozard / Morris	J109
10	Blue Jade	1	R	GBR6078	A. Clark	X-362
11	Boon Doggle	2	C	CR1210	C. Sharp	CENTAUR
12	Busker	2	C	GBR5699	McKerrell / Parkin	SADLER 34
13	Calypso	2	C	388	D. Mitchison	HALLBERG 39
14	Cardecu	2	C	GBR8247	J. Connolly	EYGTENE 24
15	Carpe Diem	2	C	364	D. Aslett	SUN 2000
16	Dark Horse	2	C	2173	D. Castro	CONTESSA 26
17	D'Elite	1	R	GBR60	J & R Priest	RS ELITE
18	Dreamtime	1	R	GBR9465	R. Babbe	DEHLER 36
19	Dutch Courage	2	C	119	D. Aslett	SPLINTER
20	Elanor	2	C		R. Pittman	LIDGARD SLOOP
21	Elephant	2	C	GBR2454	M. Dunster	HANSE 320
22	Ellie Mae	2	C	GBR3367	C. Smith	MYSTERY 35
23	Enigma	2	C	GBR7351	M. Huntley	MYSTERY 35
24	Fandangle	2	C	FN46	M. Priest	FALCON
25	Far Fetched	1	R	GBR8267	A. Richards	DUFOUR 40
26	Fidelite	1	R	GBR9080	J. Knight	RS ELITE
27	French Therapy	1	R	GBR8222	G & R Evans	BENETEAU 36.7
28	Glenfruin	2	C	GBR599	D. Herschel	SADLER 26
29	Glory Days	2	R	GBR5024	Huntley / Hunt	HB 31
30	Grand Crew	1	R	GBR1492	R. Blakely	ELAN 380
31	Guffin	2	C	K4052	A. Bisson	J24
32	Haven Gem	2	C	GBR233IL	J. Squires	OHLSON 29
33	Impi	2	C	GBR1116	R. Redelinghuys	DUFOUR 325
34	Java Blue	2	C	7272	M. Eades	SADLER 290
35	Javelin	2	C	GBR1192	T. Ashworth	SUN ODYSSEY 32i
36	Jaygo	2	C	K4081Y	J. Morris & T. Martin	J24
37	Jesta	2	C		B.Allen / M. Underdown	HUNTER DUETTE
38	Kaya	1	R	FRA9753	R. Martel	J122
39	Kite Runner	2	C	GBR2164	R. Storey	SOUTHERLY 110
40	Kittiwake	2	C	R330	J. Hayes	REGATTA 330
41	Lady of Acquitaine	1	R	GBR2622	M. Belcher	J122
42	Mad Cap	1	R	GBR353	G & J Hamilton	MELGES 24
43	Majic	1	R	GBR1422	M. Holland	J122
44	Majic 2	1	R	GBR8900	P. Howe	J120
45	March Hare	1	R	GBR535	S. Henning	MELGES 24

46	Minstrel II	2	C	K4215	J. Elliott	UFO 34
47	Miss Chatelaine	2	C	GBR7317	R. Spinney	SWEDEN 370
48	Moonbeam	2	C	GBR4664	L. Smith	STARLIGHT 35
49	Mustardmitt II	1	R	GBR7255	J. Nicolle	BOLERO
50	Naer Pourchet	2	C	GBR1612	G. Oswald	RM 1050
51	Panthalassa	2	C	388	I. Le Maitre	HALLBERG 36
52	Rinamara	2	C	GBR1307	R. Perrot	MCGRUER
53	Rival Errant	2	C	K1301T	E. McDonough	RIVAL 32
54	Sotally Tober	2	C	GBR8862	P & J Watts	FIRST 211
55	Super Tonic	2	C	8372	C. Castledine	SONATA
56	Tacktic	1	R	GBR2708	J. Whittle	ELAN 37
57	Tadpole	2	C	GBR72	S & S Mellors	GEM MICRO MOD
58	Tant M	1	R	GBR691	H. Asplund	MELGES 24
59	Tomahawk	2	C	GBR6699	G. Wilson	SWAN 38
60	Vamoosh	1	R	GBR4982	R & R Dorey	RS ELITE
61	Volare	2	C	GBR2689	R & R Dorey	SOUTHERLY 47
62	White Rabbit	1	R	GBR340	S. Henning	MELGES 24
63	Wicked Feet	1	R	GBR333	Oliver/Josland/Chandler	MELGES 24
64	Yodel	2	C	GBR2433	J. Curran & J. Roland	DUFOUR 365
65	Zoo	1	R	GBR690	Joyce / Dunell	MELGES 24

DINGHY REGISTER 2014

@ 31 March 2014

Sail No	Class 1 or 2	Name	Class	Helmsman	Space No	Location
5244	Class 1	Leeway 2	Laser 5000	Darragh Lee/Kieran Lee	44	S
3798	Class 1	Stark Attack	Moth Hobie	Matt Stark	31	S
2232	Class 1	Easitiger	Tiger Hobie	Laurie Watson	23	N
2062	Class 1	Hot Potato	Tiger Hobie	Simon Watson	25	N
1667	Class 1	Poker Face	Tiger	Benn Garnham/Jamie Hamilton	24	N
1198	Class 1	Rita Skeeter	RS800	Stuart Bloese	33	S
1107	Class 1	Nosejob	RS400	Ali Cleal	27	S
1047	Class 1		RS800	Nico Ozanne/Adam Knight	32	S
776	Class 1	Mac 5	RS400	Dave Le Page	28	S
513	Class 1	Can't be RS'ed	RS400	Sam Haskins	30	S
432	Class 1	Bit on the Side	Contender	Keith Le Page Peter Van de Velde/Henrik	34	S
426	Class 1	Zoomers	RS400	Asplund	29	S
362	Class 1		RS100	Adam Knight	37	S
	Class 1		RS100	Ali Cleal	38	S
	Class 1	Polygon	Nacra F20	Matt Atkinson/James Read	43	S

IOM4	Class 2		Laser			
			Radial	Nigel Lewis	15	Tier 2
	Class 2		Laser			
			Radial	T Martin	11	Tier 2
203986	Class 2		Laser			
			Radial	Phoebe Lewis	16	Tier 1
201988	Class 2	Daisy	Laser			
			Radial	Morgan Johnson	21	Tier 2
199880	Class 2		Laser			
			Radial	Philip Sillars	17	Tier 2
199879	Class 2		Laser 4.7	Krzystov Damsell	18	Tier 1
199701	Class 2		Laser			
			Radial	Sam Crosby	8	Tier 1
199491	Class 2		Laser			
			Radial	Adam Goddard	49	Walkway
199438	Class 2	Bobba	Laser			
			Radial	Johanna Asplund	13	Tier 2
186718	Class 2	Darangutan	Laser	Darragh Lee	1	Tier 2
184854	Class 2	50 Sense	Laser			
			Radial	Tony Newman	10	Tier 1
178344	Class 2		Laser	Nick Parkes	50	Walkway
178324	Class 2		Laser	Sam Van de Velde	51	Walkway
178296	Class 2	Phoebe	Laser	Peter Atkinson	7	Tier 2
175825	Class 2		Laser 4.7	Eloise Tanguy	4	Tier 1
175824	Class 2		Laser			
			Radial	Matt Le Vasseur	20	Tier 1
175620	Class 2	Bob	Laser	Henrik Asplund	14	Tier 1

174494	Class 2		Laser	Charles Bangor-Jones	5	Tier 2
172844	Class 2		Laser 4.7	Eleanor Guy	22	Tier 1
166361	Class 2	Jacuzzi	Laser			
			Radial	Clementine Thompson	6	Tier 1
164437	Class 2		Laser			
			Radial	Daniel De Lisle	9	Tier 2
158159	Class 2		Laser			
			Radial	George Thompson	3	Tier 2
155894	Class 2	Cool Runnings	Laser 4.7	Jacob Sidebottom	19	Tier 2
			Laser			
140011	Class 2		Radial	GYC	47	N
22332	Class 2		Laser 2000	Steve Rickards	35	S
13858	Class 2	Good Practice	GP14	B Parkin/ M Downing	39	S
13765	Class 2	Lizzie	GP14	Stephen Wray	41	S
13434	Class 2	Dorothy	GP14	Dave Le Page	40	S
13431	Class 2	Yorkshire Pudding	GP14	Stuart Bloese/ Dave Aslett	42	S
5339	Class 2		Laser 2000	Simon Rivers	36	S
3098	Class 2		Feva	GYC	45	S
3075	Class 2		Feva	GYC	46	S
49	Class 2	Another Excuse	Finn	Charles Cooper	26	S
1	Class 2	Le Ferreaux	Laser	Dave Aslett	2	Tier 1
	Class 2		Laser 4.7	Tom Lees	12	Tier 1

CONTACTS

Guernsey Yacht Club:
01481 722838 / 01481 725342

Ambulance Services:
999 / 112 / 01481 725211

Guernsey Coastguard / Lifeboat:
999 / 112 / 01481 720085 / 01481 249502

Harbour Master's Office / Port Control:
01481 712422 / 01481 720229

Castle Keeper:
07781 137910 (Shaun)

Yacht Captain
Laurie Watson
Mobile: 07781 139034

Dinghy Captain
Adam Knight
Mobile: 07781 409734

Dinghy Vice Captain / Beach Master
Keith Le Page
Mobile: 07781 149509

Yacht Secretary
Sam Atkinson
Mobile: 07839 755481

Dinghy Secretary
Carol Bloese
Mobile: 07911 719242

Rear Commodore Sail
Clive Le Tissier
Mobile: 07781 115513